



## 4. Infrastructure and Learning Resources

4.1.2: Percentage of expenditure excluding salary, for infrastructure development and augmentation year wise during the last five years

**37.87%**


4.1.2.1: Expenditure for infrastructure development and augmentation, excluding salary year wise during last five years (INR in lakhs)








2022-23	2021-22	2020-21	2019-20	2018-19
1979.41	872.49	713.98	481.53	310.60

Total expenditure excluding salary year wise during the last five years (INR in lakhs)

2022-23	2021-22	2020-21	2019-20	2018-19
4060	1979	2199	2018	1251

### Supporting Documents/Information

- Provide Links for any other relevant document to support the claim (if any)
  - <https://www.krmangalam.edu.in/disclosure2018-2023/Financials>
- Institutional data in the prescribed format (data template)
  - [4.1.2 & 4.2.2 & 4.4.1.xlsx](#)
- Audited income and expenditure statement of the institution to be signed by CA and counter signed by the competent authority (relevant expenditure claimed for infrastructure augmentation should be clearly highlighted)
  - Original Audited Statements: [AuditedStatements.pdf](#)
  - Expenses Categories Highlighted with Colour Codes: [AuditedStatements-Highlighted.pdf](#)
    - Infrastructure Expenses have been colour-coded with  INFRA

	SALARY
	LIBRARY
	MAINTENANCE
	INFRA
	Alumni Contribution
	Grants
	Consultancy