



4. Infrastructure and Learning Resources

4.2.2: Percentage of expenditure for purchase of books/ e-books and subscription to journals/e-journals year wise during the last five years

2.97%


4.2.2.1: Annual expenditure for purchase of books and journals year-wise during the last five years (INR in Lakhs)








2022-23	2021-22	2020-21	2019-20	2018-19
109.27	78.64	82.26	42.26	29.54

Total expenditure excluding salary year wise during the last five years (INR in lakhs)

2022-23	2021-22	2020-21	2019-20	2018-19
4060	1979	2199	2018	1251

Supporting Documents/Information

- Provide Links for any other relevant document to support the claim (if any)
 - <https://www.krmangalam.edu.in/disclosure2018-2023/Financials>
- Institutional data in the prescribed format (data template)
 - [4.1.2 & 4.2.2 & 4.4.1.xlsx](#)
- Audited income and expenditure statement of the institution to be signed by CA and counter signed by the competent authority (relevant expenditure claimed for purchase of books/ e-books and subscription to journals/e-journals should be clearly highlighted)
 - Original Audited Statements: [AuditedStatements.pdf](#)
 - Expenses Categories Highlighted with Colour Codes: [AuditedStatements-Highlighted.pdf](#)
 - Library Expenses have been colour-coded with  LIBRARY

	SALARY
	LIBRARY
	MAINTENANCE
	INFRA
	Alumni Contribution
	Grants
	Consultancy